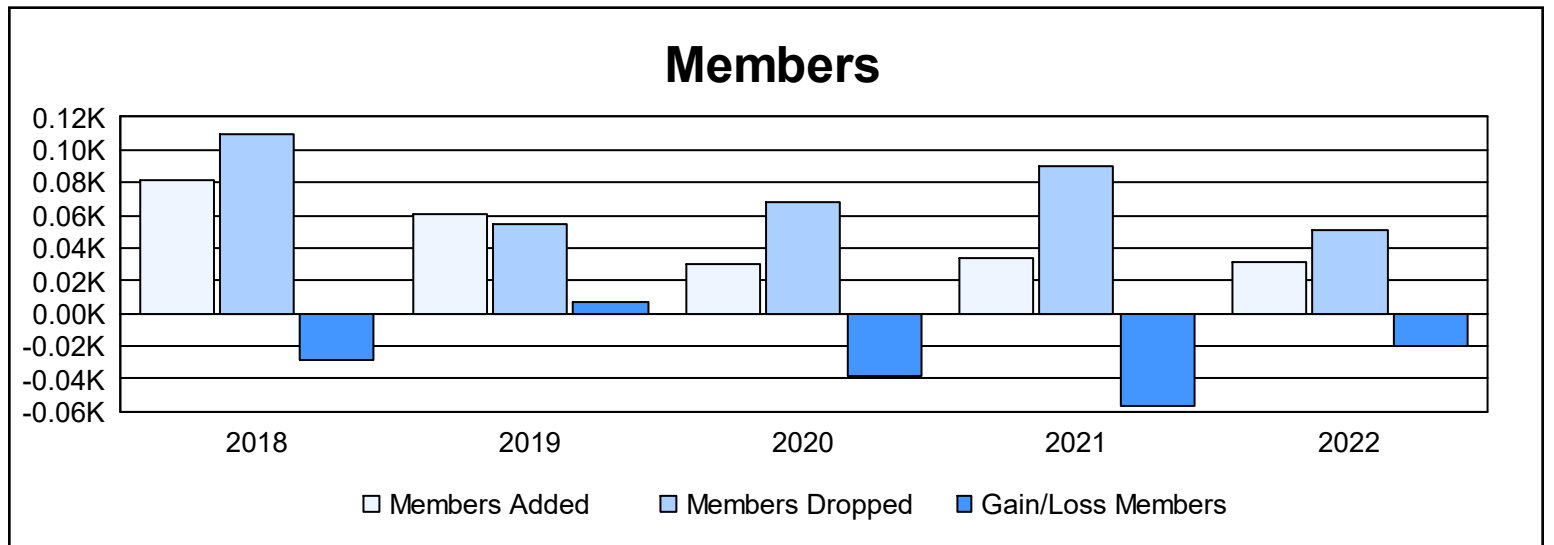
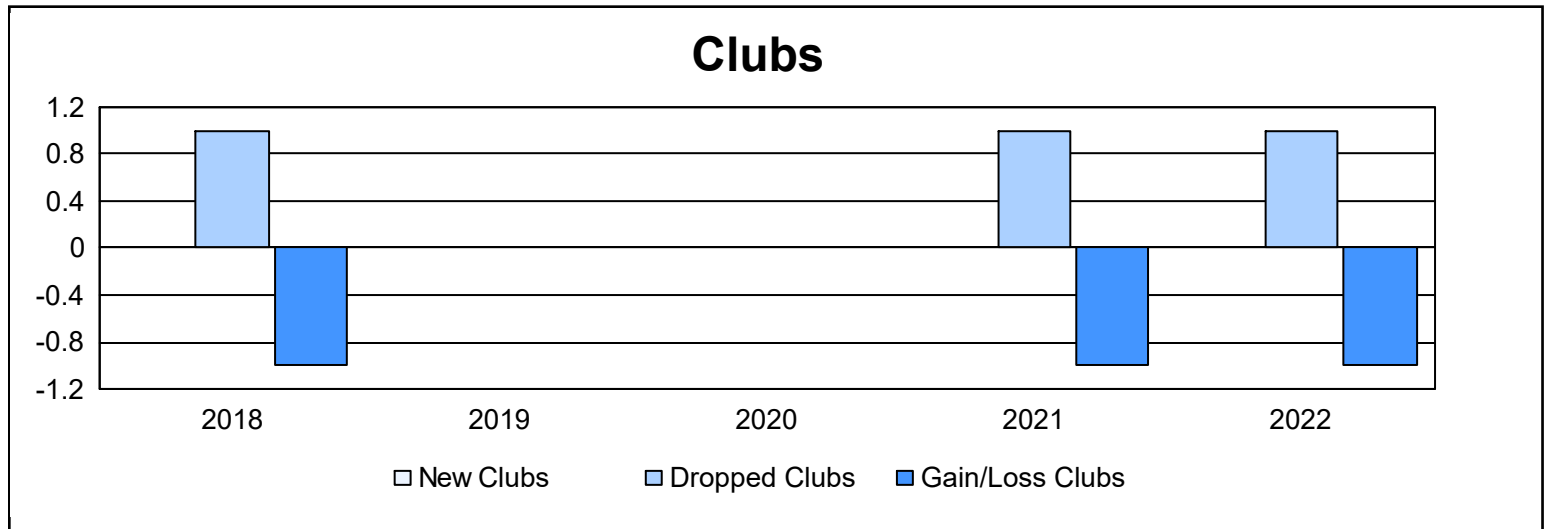
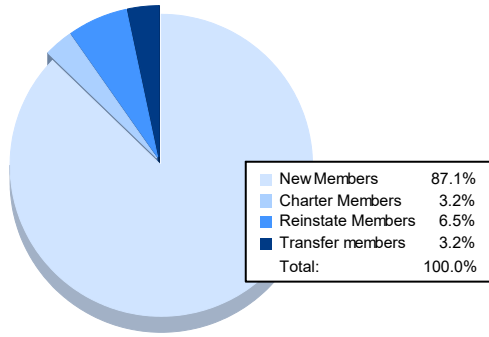


| Year | New Clubs | Dropped Clubs | Gain/ Loss Clubs | New Members | Charter Members | Reinstate Members | Transfer Members | Total Member Added | Total Members Dropped | Gain/ Loss Members |
|----------------|-----------|---------------|------------------|-------------|-----------------|-------------------|------------------|--------------------|-----------------------|--------------------|
| 2017-2018 | 0 | 1 | -1 | 72 | 4 | 5 | 0 | 81 | 109 | -28 |
| 2018-2019 | 0 | 0 | 0 | 45 | 2 | 10 | 4 | 61 | 54 | 7 |
| 2019-2020 | 0 | 0 | 0 | 28 | 2 | 0 | 0 | 30 | 68 | -38 |
| 2020-2021 | 0 | 1 | -1 | 32 | 0 | 2 | 0 | 34 | 90 | -56 |
| 2021-2022 | 0 | 1 | -1 | 27 | 1 | 2 | 1 | 31 | 51 | -20 |
| Average | 0 | 1 | -1 | 41 | 2 | 4 | 1 | 47 | 74 | -27 |



Membership Composition June 2022 Cumulative



Gender Composition June 2022 Cumulative

